



M3

Electric tow tractor

# M3

## Z159.720



4,5 km/h



1.500 kg



15 %



- For loads up to 1.500 kg.
- Versatile and compact.
- Pneumatic wheels.
- Optional slow / fast button.
- Wide range of accessories and connections.

👁 Front View



👁 Side View



👁 Rear View






	TABLE: <b>Z159.720</b>	<b>M3</b>	Unit: <b>mm</b> [inch]
--	---------------------------	-----------	------------------------

## Main sectors



WASTE LOGISTICS



HOSPITALS



FOOD INDUSTRY

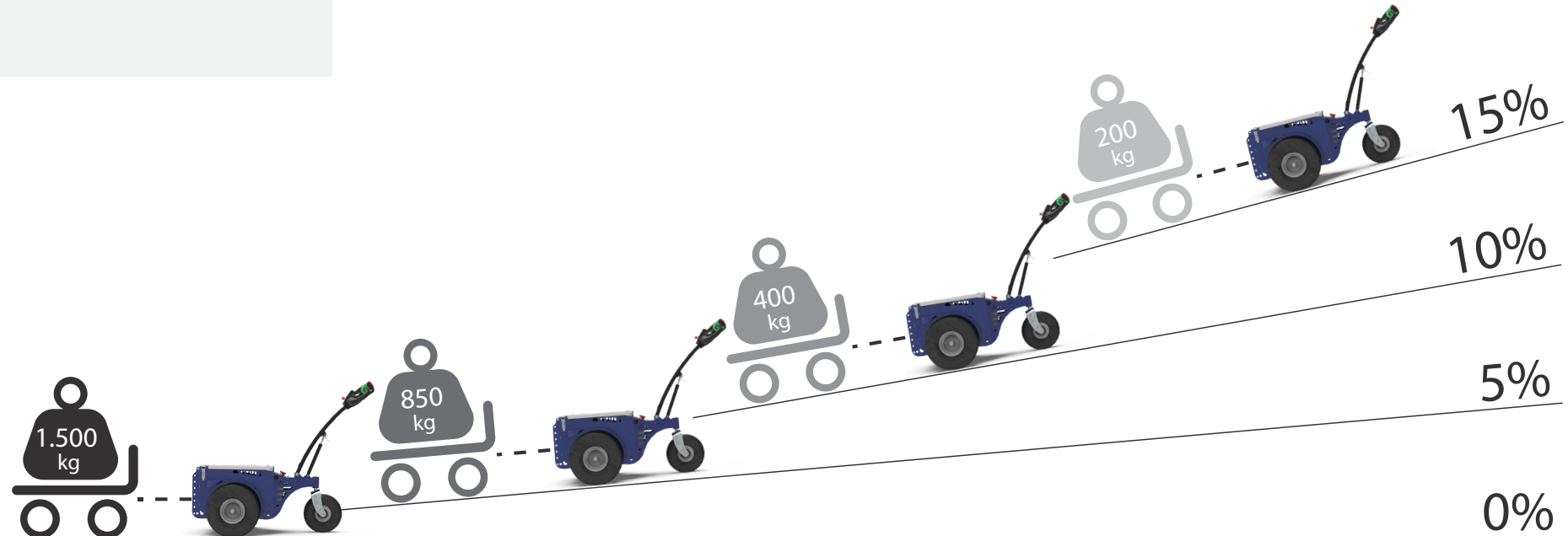


INDUSTRIAL  
MAINTENANCE

## Performances on slopes

While the force expressed in N at the hook remains unchanged, the following circumstances may affect the towing capacity expressed in kg:


- type of ground on which the towing is performed;
- towing on flat ground or on a slope;
- use (or not) of ballasts;
- type of wheels mounted on the vehicle and on the trailer.




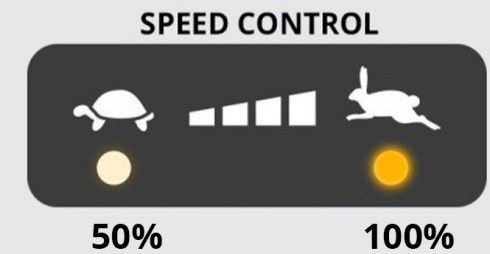
## Slow / fast switch (optional)

On the new M3 tillerhead by Zallys it is possible to equip a button for the adjustment of the speed of the machine. By clicking it, you can switch between full and reduced speed. This allows a fast and easy selection of the correct speed based on the kind of manoeuvre. The Flex-to-Go system has been studied to give a better maneuverability in confined spaces and more speed on the longer journeys.

Speed levels:

 = 50% of maximum speed

 = Maximum speed



## Ergonomic driving

Zallys' tillerhead has been conceived and produced to make the use of the machine more ergonomic for the operator, guaranteeing the right comfort while driving during the work shift. Its ergonomic design allows to have all the driving controls at your fingertips, the display with the battery charge level and the power key for an easy and fast ignition. The structure is made of resistant materials in case of accidental bumps.

Power key

Slow / fast switch  
(optional)

Anti-crush  
reverse button



Dashboard

Acoustic alarm

Maintained action  
drive controls



## Pneumatic wheels

M3 is equipped with pneumatic wheels, suitable both for indoor and outdoor use, always guaranteeing the maximum grip and a really low level of vibrations. Moreover, they are very resistant and offer exceptional performances on every kind of ground. Thanks to the pivoting wheel and the traction axis located on the center of gravity, the machine can turn on itself.

## Autonomy for a full workday

M3 is powered by two 72/96 Ah AGM batteries, which guarantee the machine an 8 hours operation at continuous use. Thanks to the high frequency external battery charger, they are easy and safe to recharge.



# STANDARD HITCH

## Connections for every need

M3 can be equipped with various connections depending on the type of trailer to tow:

- Drop pin hitches in various diameters for carts with ring tiller;
- Tow ball hitches for trailers with ball coupling;
- Special hitch for towing up to 2 waste bins.



DROP PIN  
HITCH



TOW BALL PIN  
COUPLING



HITCH FOR  
TRASH BINS



# ACCESSORIES





# Examples of applications

---

on various production sectors



# WASTE LOGISTICS

**Zollis**  
... the passion for moving

